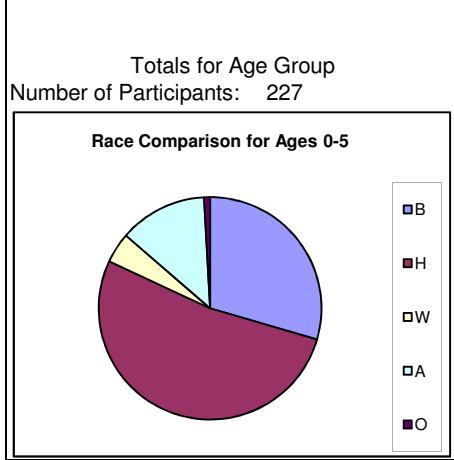


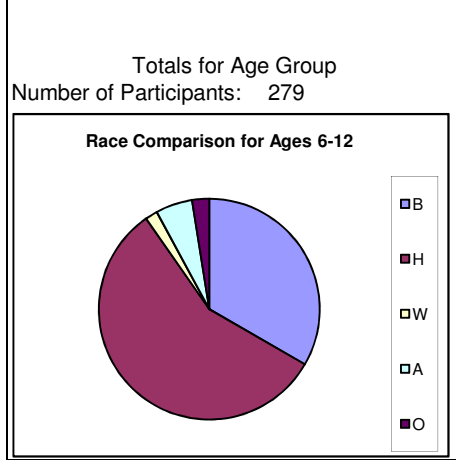
YMCA Cheadle Family Center 13th Annual Community Health Fair

Saturday October 10, 2009

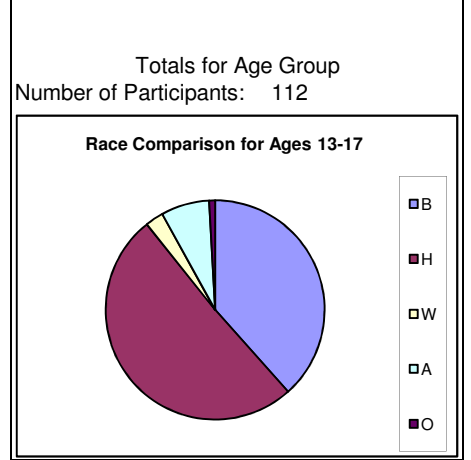
Ages 0-5									
M	F	B	H	W	A	O	Y	N	
112	115	67	119	10	29	2	191	36	



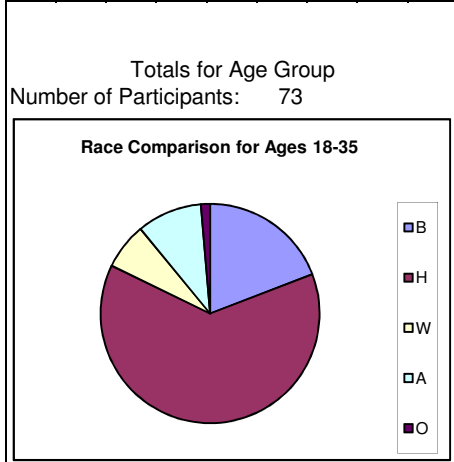
Ages 6-12									
M	F	B	H	W	A	O	Y	N	
138	141	93	159	5	15	7	209	70	



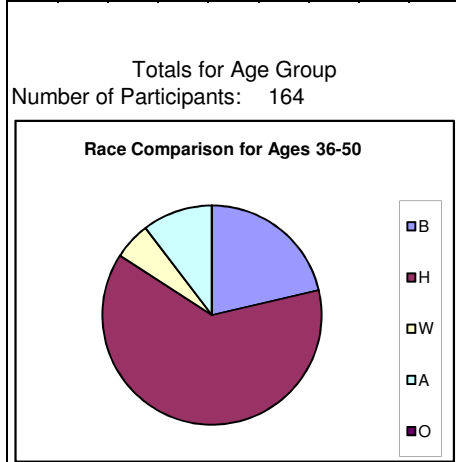
Ages 13-17									
M	F	B	H	W	A	O	Y	N	
49	63	43	57	3	8	1	78	34	



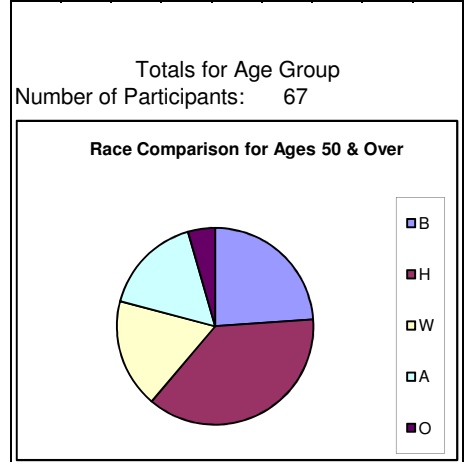
Ages 18-35									
M	F	B	H	W	A	O	Y	N	
20	53	14	46	5	7	1	40	33	



Ages 36-50									
M	F	B	H	W	A	O	Y	N	
64	100	35	103	9	17	0	113	51	



Ages 50 and Above									
M	F	B	H	W	A	O	Y	N	
30	37	16	25	12	11	3	40	27	



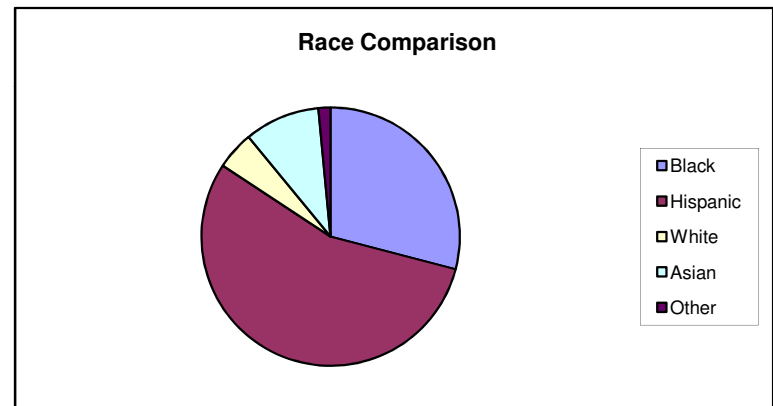
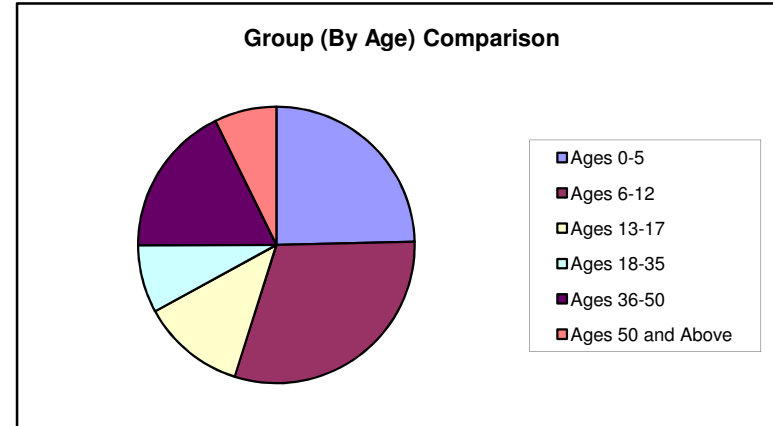
YMCA Cheadle Family Center 2009 13th Annual Community Health Fair

Total Number of Participants	1018
Ages 0-5	227
Ages 6-12	279
Ages 13-17	112
Ages 18-35	73
Ages 36-50	164
Ages 50 and Above	67
Exhibitors	59
Visitors and Volunteers	37

922 people from the community

Gender Comparison	
Male	413
Female	509

Race Comparison		
Race	Total	Percentage
Black	268	29%
Hispanic	509	55%
White	44	5%
Asian	87	9%
Other	14	2%



Medical Insurance Comparison		
	With Medical Ins.	Without Medical Ins.
Ages 0-5	191	36
Ages 6-12	209	70
Ages 13-17	78	34
Ages 18-35	40	33
Ages 36-50	113	51
Ages 50 and Above	40	27
TOTAL	671	251

